

| | | |
|------------------------|--|-------------------------------|
| type MET-ALL | Title Speed Indicator for MET Turbocharger | Ref Tz - M3549 |
| | | Date 22nd May, 2007 |

As for the connection between the speed indicator and junction box for Turbocharger, rear port of speed indicator was simplified in order to improve reliability, considering the convenience in use.

Besides, the caution document for wiring between speed indicator and junction box will be enclosed in the indicator box to avoid faulty wiring for the tachometer. (Please refer to the page 3)

Hereafter, This modification will be applied as standard and inform you about the details as bellow.

1. Subject type: Speed indicator (As for the detail, please refer to the page 2)

Present type: 73R-AC-C, 73R-DC-C

New type: 73RS-AM, 73RS-DM

2. Content of modification:


- ※ The modification and the wiring methods for new and present type speed indicators are shown on the attached drawing. The main modifications are the terminal arrangement for rear port and connecting methods.
- ※ The indicator function was not changed but operation methods were changed a little. As for the detail, please refer to the instruction manual.
- ※ The panel dimension was not changed.

The new indicator can be used with the present junction box and sensor probe. There is compatibility between present and new indicator. (Only wiring shall be changed.)

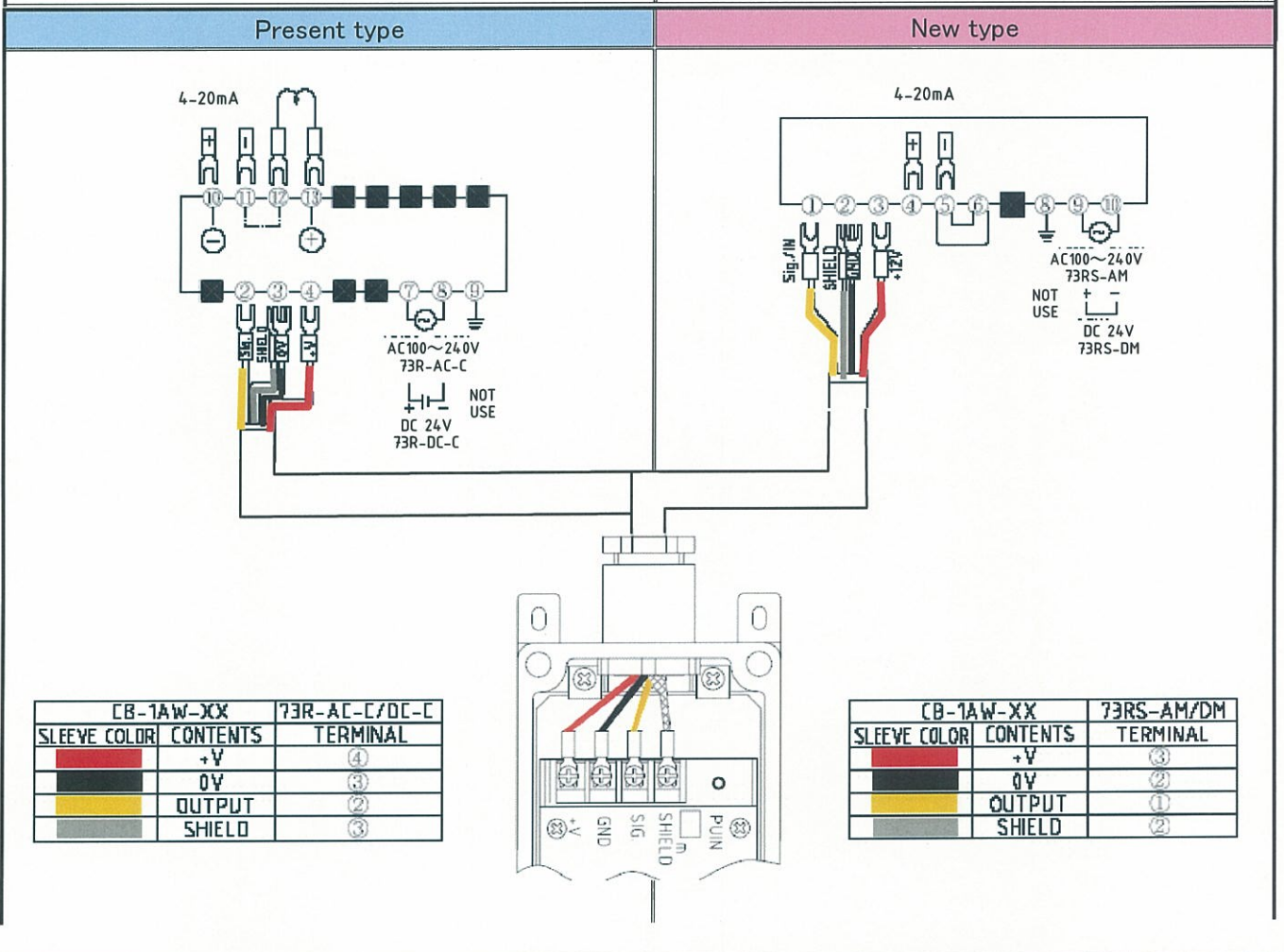

| | |
|---------|--|
| Remarks | <ul style="list-style-type: none"> ※ This tachometer is produced by Applied Electronics Corporation. ※ This modification is applied the tachometer of Applied Electronics Corporation type. ※ New type tachometer will start to apply for new orders after June 2007. |
|---------|--|

| | |
|-------------|--------------|
| Plan record | Approved |
| | Checked |
| | Drawn |

3. External view



(a) Front panel

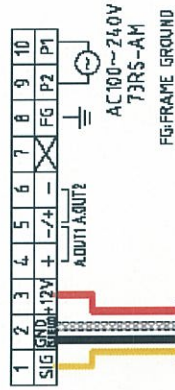
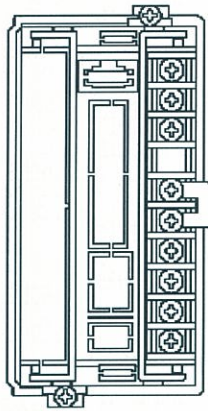


Wiring JUNCTION BOX with TACHOMETER

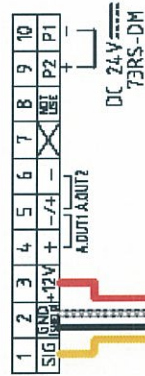
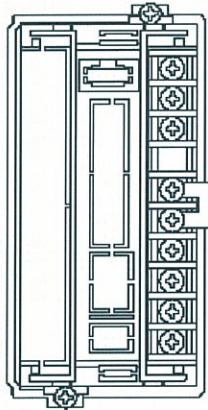
The correct wiring

Terminals of rear panel of TACHOMETER

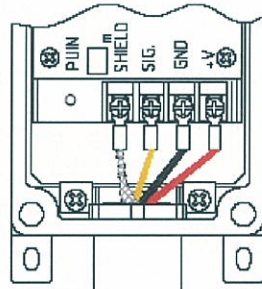
(73RS-AM)



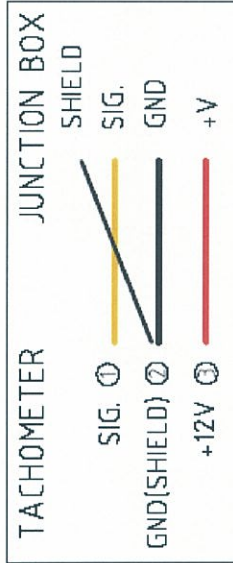
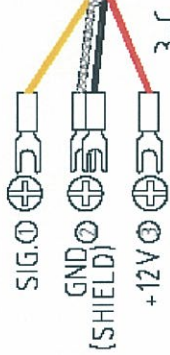
(73RS-DM)



JUNCTION BOX
(CB-1AW-05/CB-1AW-14
CB-1AW-17/CB-1AW-33)

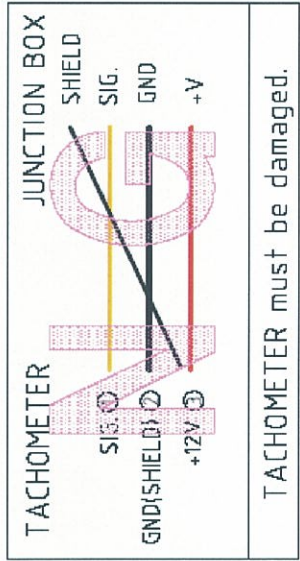


3-C SHIELDED CABLE



CAUTION

Wrong cable connection may cause JUNCTION BOX and TACHOMETER damaged.
Some typical examples are shown as follow.



TACHOMETER must be damaged.